

1000 series - duct system

PETER SAVAGE 1000 SERIES
43mm Deep Continuous Ducting System


Product loading codes:

PS1001 – F.A.C.T.A Class AA 5 tonne G.L.V.W
PS1002 – F.A.C.T.A Class AAA 10 tonne G.L.V.W
PS1004 – F.A.C.T.A Class B 44 tonne G.L.V.W
PS1007 – F.A.C.T.A Class FL Forklift Loading

G.L.V.W = Gross Laden Vehicle Weight

Standard Sizes: (clear opening)

Suffix = V = 150mm Suffix = D = 600mm
Suffix = W = 225mm Suffix = F = 750mm
Suffix = A = 300mm Suffix = J = 900mm
Suffix = T = 375mm Suffix = K = 1000mm
Suffix = B = 450mm
Length of unit to suit site layout
Non-standard openings available



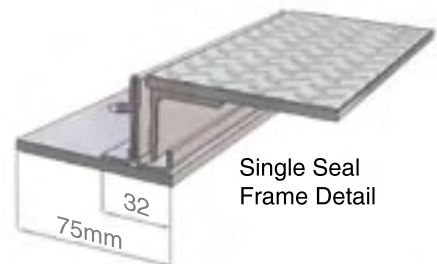
1000 series features :

- Chequer plate solid top lids • Underbraced where required to meet stated load ratings •
- Supplied un-sealed as standard • Available single or double seal •
- Units are manufactured to suit any layout which may include 90 degree turns •
- T-Junctions, intersections, non-standard angle turns, etc •
- Manufactured under an ISO 9001:2000 Quality System •
- **Finish:** Hot dipped galvanised to BS EN ISO 1461 as standard.


Optional Extras: Double seal. Locking 4 stainless screws per lid. Locking with M.O.D. approved security screws, Locking with high security screws, Lock and lift devices, Neoprene seal, Peephole inspection point etc.

Specification / Ordering:

Please choose the required load rating code and size reference suffix, stating any optional extras Please also state layout requirement i.e. PS1007F Double seal, locking 4 screws, 11.5 metres, 2no 90 degree angles.



Single Seal
Frame Detail



Double Seal
Frame Detail

Nuneaton TEL : +44 (0) 24 7664 1777 FAX : +44 (0) 24 7637 5250 EMAIL : sales@peter-savage.co.uk

Wakefield TEL : +44 (0) 1924 258 381 FAX : +44 (0) 1924 258 382 EMAIL : wakefield@peter-savage.co.uk