

2100 series - multiple unit

PETER SAVAGE 2100 SERIES
43 / 75mm Deep Solid Top Multiple Access Cover & Frame

Product loading codes:


- PS2101 – F.A.C.T.A Class AA 5 tonne G.L.V.W
- PS2102 – F.A.C.T.A Class AAA 10 tonne G.L.V.W
- PS2104 – F.A.C.T.A Class B 44 tonne G.L.V.W
- PS2107 – F.A.C.T.A Class FL Forklift Loading

G.L.V.W = Gross Laden Vehicle Weight

Sizes:

Units are manufactured to suit customer chamber sizes

Typical bolt on beam support pocket detail



Any configuration of covers available i.e. 4 part / 6 part / 8 part etc.

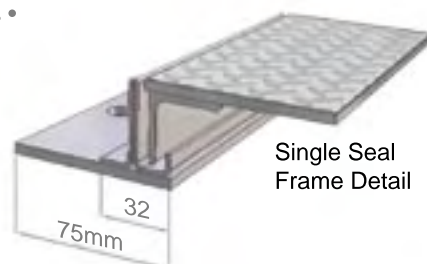
2100 series features :

- Chequer plate solid top lids • Underbraced where required to meet stated load ratings •
- Supplied single seal as standard • Available as double seal •
- Supplied with necessary support beams and site fitted support pockets •
- 43mm deep frame up to 2000 x 2000mm clear openings & 75mm thereafter •
- Manufactured under an ISO 9001:2000 Quality System •
- **Finish:** Hot dipped galvanised to BS EN ISO 1461 as standard •

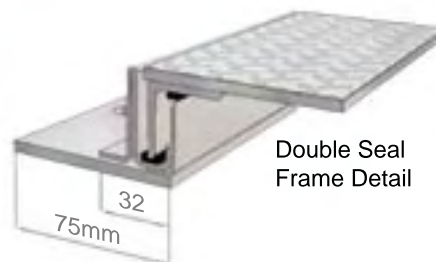
Optional Extras: Double seal. Locking 4 stainless screws per lid. Locking with M.O.D. approved security screws, Locking with high security screws, Lock and lift devices, Neoprene seal, Peephole inspection point. Flush fitting engraved plate indicating which service i.e. Water, Gas, and Electricity etc.

Specification / Ordering:

Please choose the required load rating code and state opening required and any optional extras i.e. PS2107 2000 x 1800 clear opening, fitted with lock and lift devices.



Single Seal Frame Detail



Double Seal Frame Detail