

2600 series - single unit

PETER SAVAGE 2600 SERIES


Fabricated flat steel section drainage gratings and frames

Product & load rating:

PS2600 - F.A.C.T.A Class A	Pedestrian Duty
PS2601 - F.A.C.T.A Class AA	5 tonne G.L.V.W
PS2602 - F.A.C.T.A Class AAA	10 tonne G.L.V.W
PS2604 - F.A.C.T.A Class B	44 tonne G.L.V.W
PS2607 - F.A.C.T.A Class FL	Forklift Loading*

G.L.V.W = Gross Laden Vehicle Weight

* Class FL supplied locking as standard



Standard Sizes: (clear opening)

Suffix = A = 300 x 300mm Suffix = F = 750 x 750mm

Suffix = B = 450 x 450mm Suffix = G = 900 x 600mm

Suffix = C = 600 x 450mm Suffix = H = 900 x 750mm

Suffix = D = 600 x 600mm Suffix = J = 900 x 900mm

Suffix = E = 750 x 600mm Suffix = X = Non Standard

Non standard sizes available

2650 series - duct system

PETER SAVAGE 2650 SERIES


Fabricated flat steel section drainage ducting system

Product & load rating:

PS2650 - F.A.C.T.A Class A	Pedestrian Duty
PS2651 - F.A.C.T.A Class AA	5 tonne G.L.V.W
PS2652 - F.A.C.T.A Class AAA	10 tonne G.L.V.W
PS2654 - F.A.C.T.A Class B	44 tonne G.L.V.W
PS2657 - F.A.C.T.A Class FL	Forklift Loading

G.L.V.W = Gross Laden Vehicle Weight

* Class FL supplied locking as standard



Standard Sizes: (clear opening)

Suffix = A = 300mm Suffix = F = 750mm

Suffix = B = 450mm Suffix = J = 900mm

Suffix = D = 600mm Suffix = X = Non Standard

Length of unit to suit site layout - Special widths available

Construction:

- Flat steel section load bearing bars • Welded transverse bars •
- Matching frame section with fixing lugs • High strength to weight ratio enabling easy removal for drain maintenance •
- Manufactured under an ISO 9001:2000 Quality System •

Finish: Hot dipped galvanised to BS EN ISO 1461 as standard.

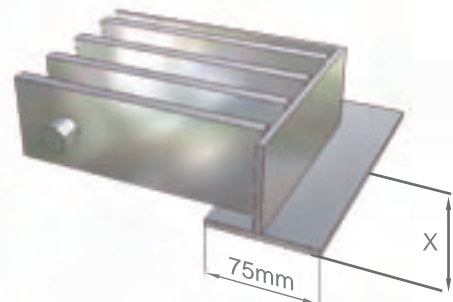
Optional Extras: Locking screws - standard, allen key head or M.O.D approved security screws. Fishtail lugs (in lieu of fixing lugs).

Long life plus galvanising. All stainless steel assembly - grade 304 or 316.

Specification / Ordering:

Please choose the required product type code, and size reference suffix (& unit length for duct system), stating any optional extras

i.e. PS2554J, 2.4m long standard locking.



Frame depth (X) is dependant on cover size and loading please contact sales office for details.

Nuneaton TEL : +44 (0) 24 7664 1777 FAX : +44 (0) 24 7637 5250 EMAIL : sales@peter-savage.co.uk

Wakefield TEL : +44 (0) 1924 258 381 FAX : +44 (0) 1924 258 382 EMAIL : wakefield@peter-savage.co.uk