


50 series - single unit

PETER SAVAGE 50 SERIES
25mm Deep - Pressed Steel Access Cover & Frame

Single seal type: (non-locking)
PS50 - Pedestrian duty
PS51 - 5 tonne G.L.V.W
PS52 - 10 tonne G.L.V.W
PS53 - 17 tonne G.L.V.W
PS55 - 25 tonne G.L.V.W

Double seal type: (locking)
PS-DS50 - Pedestrian duty
PS-DS51 - 5 tonne G.L.V.W
PS-DS52 - 10 tonne G.L.V.W
PS-DS53 - 17 tonne G.L.V.W
PS-DS55 - 25 tonne G.L.V.W

G.L.V.W = Gross Laden Vehicle Weight.



600 x 450mm clear opening covers also available with single seal polypropylene frame

70 series - single unit

PETER SAVAGE 70 SERIES
40mm Deep - Pressed Steel Access Cover & Frame

Single seal type: (non-locking)
PS70 - Pedestrian duty
PS71 - 5 tonne G.L.V.W
PS72 - 10 tonne G.L.V.W
PS73 - 17 tonne G.L.V.W
PS75 - 25 tonne G.L.V.W

Double seal type: (locking)
PS-DS70 - Pedestrian duty
PS-DS71 - 5 tonne G.L.V.W
PS-DS72 - 10 tonne G.L.V.W
PS-DS73 - 17 tonne G.L.V.W
PS-DS75 - 25 tonne G.L.V.W

G.L.V.W = Gross Laden Vehicle Weight.



50 / 70 series features:

- Pressed pattern lid • 25mm (50 series) or 40mm (70 series) deep frames produced •
- Lids underbraced to suit load rating • Manufactured to standard sizes only to enable economic design •
- Standard products produced are single seal non-locking •
- **Finish:** Pre-galvanised sheet to BS EN 10142 •



Optional Extras: Locking 4 steel screws. Rubber seal.

Standard sizes: (clear opening)
Suffix = **B** = 450 x 450mm Suffix = **D** = 600 x 600mm
Suffix = **C** = 600 x 450mm For non-standard sizes please see 100 series

Specification / Ordering:
Please choose the required load rating code and size reference suffix (please see above), stating any optional extras i.e. PS50**D** locking 4 screws.

For 50 series 600 x 450mm range of polypropylene framed covers suffix product code with P i.e. PS50CGP.

Single Seal Frame Detail



Double Seal Frame Detail

Nuneaton TEL : +44 (0) 24 7664 1777 FAX : +44 (0) 24 7637 5250 EMAIL : sales@peter-savage.co.uk

Wakefield TEL : +44 (0) 1924 258 381 FAX : +44 (0) 1924 258 382 EMAIL : wakefield@peter-savage.co.uk